


FEBRUARY 19TH 2022



ALPHALETE

CELEBRATING 7 YEARS STRONG:

- OUR MOST ANTICIPATED SALES EVENT OF THE YEAR
- ALL EXISTING ITEMS UP TO 70% OFF
- OVER 150 NEW DISCOUNTED RELEASES
- SALE LASTS 72 HOURS









DESCRIPTION:

Designed for technical performance and recreation, the Infinity Collection offers a range of products guaranteed to take you through your toughest workouts. Alphalete understands the close synergy between garment and textile, which is why all infinity fabrics are expertly selected to provide superior sports performance. Alphalete Infinity speaks to those who demand the most out of life and have similar demands of their apparel. The Infinity Collection offers everything you'll need to build the ultimate sports performance wardrobe. The range offers a wide selection of woven bottoms, knitted tops and compact all-conditions outerwear. Since day one, Alphalete has been leading the race to create the best sports performance wear on the market, consider this our victory lap.

MEN'S INFINITY EXP TECH JACKET



BLACK MATTER

DESERT SAFARI

WILD SAGE

DARK MERLOT

HARBOR NAVY

FEATURES

- Water resistant
- Windproof
- Quick drying
- Elasticated cuffs
- Adjustable hood fitment with elasticated pull cords
- Quarter zip closure
- Alphalete Core wordmark on upper left chest
- Reinforced seam construction
- Waterproof zippers
- Breathable net mesh lining
- Outlined Core wordmark on both sleeves

MEN'S INFINITY EXP STUDIO PANT

NEW



BLACK

HABOR NAVY

TAUPE

BURGUNDY

SAGE GREEN

MIDNIGHT BLUE

FEATURES

- High stretch jacquard waistband
- Water resistant
- Quick drying
- Elastic ankle cuffs
- Custom branded flat profile drawstrings
- Alphalete Athletics in reflective print on left hip
- Reinforced seam construction
- Reflective tape detailing on left leg

NEW
MEN'S INFINITY STRIDE SHORT

NEW



BLACK

TAN

ROSE

LIGHT GREY

LIGHT OLIVE

NAVY

FEATURES

- Elasticated Waistband
- Flat profile drawstrings
- 5.00" inseam
- Reflective tape detailing on right leg
- Water resistant
- Quick drying
- Alphalete A logo printed on left thigh
- Reinforced seam construction
- Hidden zipper pocket on right hip

NEW
WOMEN'S INFINITY EXP STUDIO PANT

NEW



BLACK

SAGE GREEN

BURGUNDY

TAUPE

OCEANIA

FEATURES

- High stretch jacquard waistband
- Water resistant
- Quick drying
- Elastic ankle cuffs
- Custom branded flat profile drawstrings
- Alphalete Athletics in reflective print on left hip
- Reinforced seam construction
- Reflective tape detailing on left leg

NEW
WOMEN'S INFINITY EXP TECH JACKET

NEW



DARK MERLOT

DESERT SAFARI

WILD SAGE

BLACK MATTER

FEATURES

- Water resistant
- Windproof
- Quick drying
- Elasticated cuffs
- Adjustable hood fitment with elasticated pull cords
- Quarter zip closure
- Alphalete Core wordmark on upper left chest
- Reinforced seam construction
- Waterproof zippers
- Breathable net mesh lining
- Outlined Core wordmark on both sleeves



DESCRIPTION:

Custom sourced Italian yarn fibers are blended together to create an irresistibly silky, smooth hand-feel. Our exclusive full-interlock knit construction forms a more dense seamless fabric that maintains breathability. Increased elasticity provides unmatched compression, shape retention, and flexibility made to move in sync with you. Our physique-enhancing seam work is structurally reinforced to provide support and durability. Seamless tops offer a form-fitting look while seamless bottoms are designed to accentuate curves in all of the right places.

MEN'S HERO TEE

- ICE BLUE
- FROZEN SPRING
- CHEEKY CORAL
- BLOOM

FEATURES

- Moisture-wicking
- Form-fitting
- Straight cut hemline
- Crew neckline
- Lightweight, breathable fabric
- High stretch and shape retaining capabilities
- Alphalete Union logo in white print
- Raglan cut sleeves

MEN'S HERO TANK

- ICE BLUE
- FROZEN SPRING
- CHEEKY CORAL
- BLOOM

FEATURES

- Moisture-wicking
- Form-fitting
- Straight cut hemline
- Crew neckline
- Lightweight, breathable fabric
- High stretch and shape retaining capabilities
- Alphalete Union logo in white print

MEN'S HERO LONG SLEEVE

- ICE BLUE
- FROZEN SPRING
- CHEEKY CORAL
- BLOOM

FEATURES

- Moisture-wicking
- Form-fitting
- Straight cut hemline
- Crew neckline
- Lightweight, breathable fabric
- High stretch and shape retaining capabilities
- Alphalete Union logo in white print
- Raglan cut sleeves

WOMEN'S HALO V2 LEGGING

NEW



- FEATURES**
- Custom fabric blend made from our fine Italian yarn
 - Form fitting
 - Seamless, knit fabric
 - No front seam
 - Leg and glutes contouring panels
 - Alphalete core branding knitted in white
 - If you're in-between sizes, we recommend that you size up

WOMEN'S AMPLIFY LS CROP



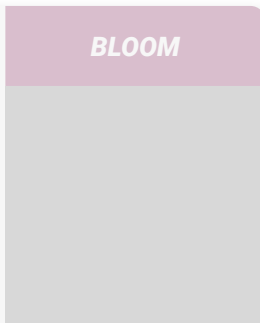
- FEATURES**
- Long sleeve top with crew neckline
 - Form-fitting and cropped cut
 - Seamless, knit fabric
 - Body contouring design
 - Texture detailing along back side seam and shoulders
 - Alphalete Cursive branding print in white

WOMEN'S REVIVAL BRA



- FEATURES**
- Custom fabric blend made from our fine Italian yarn
 - Top finish treatments to achieve buttery softness
 - Unique filament count - allows extreme stretch and wicking capabilities
 - Scoop neckline
 - Medium support
 - ForeverKnit logo inside of band

WOMEN'S IMPACT BRA



- FEATURES**
- Sports bra with deep scoop neckline
 - Medium-high support
 - Seamless, knit fabric
 - Body contouring design
 - Removable cups
 - Bound edges
 - Texture detail along garment center front and back
 - Alphalete Core branding knitted in white

WOMEN'S AMPLIFY SHORT



- FEATURES**
- High waisted short
 - Form-fitting with an integral 3 tiered, tapered waistband
 - Seamless, knit fabric
 - No front seam
 - Back scrunch seam detail to enhance curves
 - Leg and glute contouring panels
 - 3.50" inseam
 - Alphalete core branding knitted in white

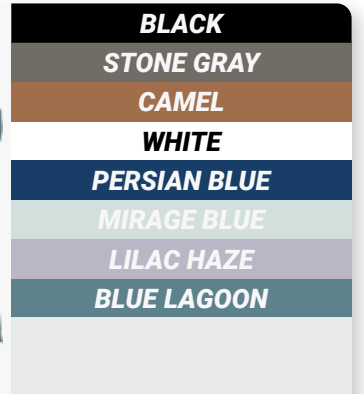


DESCRIPTION:

Enough can never be said about our Premium Viscose range. Alphalete has always believed in crafting garments that are meant to make you feel amazing. To achieve this, we started simple: Selecting the best fabrics available and accepting no compromises. We then set out to understand what our customers wanted to wear when they weren't crushing it at the gym. We wanted the post gym outfit to feel just as satisfying as the pre gym outfit and to give our customers the satisfaction of knowing that their hardwork is paying off. At its core, premium is about feeling the most you possible, its that extra edge you get when you look in the mirror and feel proud and most importantly its that one shirt that you can grab with full confidence knowing it'll be up for any occasion



MEN'S EVO POCKET TEE

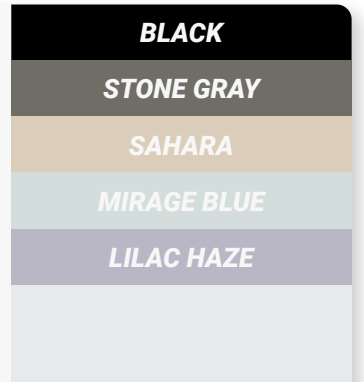


FEATURES

- Made of proprietary Premium 4 fiber blend
- Wrinkle-resistant material
- Moisture-wicking and lightweight fabric
- Crew neckline style
- Stepped hem with overlapping split
- Reinforced seams
- U-line patch pocket on right chest
- Custom Alphalete brand label on right sleeve



MEN'S EVO 3/4 SLEEVE



FEATURES

- Made of proprietary Premium 4 fiber blend
- Wrinkle-resistant material
- Moisture-wicking and lightweight fabric
- Crew neckline style
- Overlapping split hem
- Reinforced seams
- 3/4 saddle sleeve construction
- Custom Alphalete brand label on rear neckline

MEN'S EVO EPAULETTE TEE

NEW



- BLACK**
- PERSIAN BLUE**
- WHITE**
- MOSS GREEN**
- STONE GREY**

- FEATURES**
- Made of proprietary Premium 4 fiber blend
 - Wrinkle-resistant material
 - Moisture-wicking and lightweight fabric
 - Crew neckline style
 - Center folded wrist cuffs
 - Reinforced seams
 - Epaulette sleeve construction
 - Custom Alphalete brand label on rear neckline

MEN'S EVO TEE

NEW



- BLACK**
- WHITE**
- STONE GREY**
- MOSS GREEN**
- CAMEL**
- RUBY RED**
- BLUE LAGOON**

- FEATURES**
- Made of proprietary Premium 4 Fiber blend
 - Wrinkle-resistant material
 - Moisture-wicking and lightweight fabric
 - Double stepped hem
 - Reinforced seams
 - Tapered fit
 - Slightly elevated neckline
 - Custom Alphalete brand label on rear neckline
 - Am defining fit
 - Elongated and streamlined torso fit

MEN'S EVO TANK

NEW



- BLACK**
- STONE GREY**
- MOSS GREEN**
- CAMEL**
- RUBY RED**
- WHITE**
- BLUE LAGOON**
- CHEEKY CORAL**

- FEATURES**
- Made of proprietary Premium 4 Fiber blend
 - Wrinkle-resistant material
 - Moisture-wicking and lightweight fabric
 - Double stepped hem
 - Reinforced seams
 - Tapered fit
 - Slightly elevated neckline
 - Custom Alphalete brand label on rear neckline
 - Sleeveless, physique enhancing armhole cut
 - Elongated and streamlined torso fit

MEN'S EVO STRINGER

NEW



- BLACK**
- STONE GREY**
- MOSS GREEN**
- SAHARA**
- WHITE**
- PERSIAN BLUE**

- FEATURES**
- Made of proprietary Premium 4 Fiber blend
 - Wrinkle-resistant material
 - Moisture-wicking and lightweight fabric
 - Cover stitch hem finish
 - Low cut neckline and open racerback design
 - Reinforced seams
 - Tapered fit
 - Elongated and streamlined torso fit
 - Alphalete brand label on center rear neckline

MEN'S TRACE JOGGER



- BLACK CANVAS CAMO**
- TROOPER CANVAS CAMO**
- OLIVE CANVAS CAMO**
- DESERT CANVAS CAMO**
- PERSIAN BLUE**
- COFFEE**
- CHARCOAL**

- FEATURES**
- 4-way stretch capabilities
 - Durable and long-lasting
 - Cool to the touch
 - Breathable, moisture-wicking fabric
 - Smooth elastic waistband
 - Custom soft-nylon inner drawstings
 - Tapered fit on legs
 - Open front slip pocket
 - Gusset detail
 - Alphalete core wordmark print on left thigh in white

MEN'S TRACE JACKET



- BLACK CANVAS CAMO**
- TROOPER CANVAS CAMO**
- OLIVE CANVAS CAMO**
- DESERT CANVAS CAMO**

- FEATURES**
- 4-way stretch capabilities
 - Durable and long-lasting
 - Cool to the touch
 - Breathable, moisture-wicking fabric
 - Elastic hem and cuffs
 - Form-fitting material
 - Front slip pockets
 - Raglan sleeves cut
 - Custom YKK zipper closure with zipper puller head cover
 - Alphalete core wordmark print on left chest

MEN'S TRACE SHORT



- BLACK CANVAS CAMO**
- OLIVE CANVAS CAMO**
- PERSIAN BLUE**

- FEATURES**
- 4-way stretch capabilities
 - Durable and long-lasting
 - Cool to the touch
 - Breathable, moisture-wicking fabric
 - Smooth elastic waistband
 - Split hem
 - Custom color matching inner drawstings
 - Open front slip pocket
 - Gusset detail
 - Alphalete core wordmark print on left thigh in white
 - 7" inseam

NEW

WOMEN'S EVO LS CROP



FEATURES

- Made of proprietary Premium 4 fiber blend
- Wrinkle-resistant material
- Moisture-wicking and lightweight fabric
- Mid-waist crop length
- Crew neckline
- Custom Alphalete brand label on center rear neckline
- Reinforced seams
- Raglan sleeve construction
- Form fitting

BLACK

STONE GREY

MOSS GREEN

CAMEL

LILAC HAZE

NEW

WOMEN'S EVO CROP



FEATURES

- Scoop neckline style
- Stepped hemline style
- Mid-waist crop length
- Reinforced seams
- Custom Alphalete brand label on left sleeve
- Made of proprietary Premium 4 Fiber blend
- Wrinkle-resistant material
- Relaxed fit
- Moisture-wicking and lightweight fabric

BLACK

STONE GREY

MIRAGE BLUE

LILAC HAZE

CHEEKY CORAL

WHITE

NEW

WOMEN'S EVO TANK



FEATURES

- Made of proprietary Premium 4 Fiber blend
- Wrinkle-resistant material
- Moisture-wicking and lightweight fabric
- High neckline tank top style
- Scoop hem
- Reinforced seams
- Custom Alphalete brand label on rear neckline

BLACK

WHITE

STONE GREY


CAMEL

RUBY RED

LILAC HAZE

NEW

WOMEN'S EVO TWIST CROP



FEATURES

- Made of proprietary Premium 4 Fiber blend
- Wrinkle-resistant material
- Moisture-wicking and lightweight fabric
- Crew neckline style
- Tuck and gather hem detail
- Reinforced seams
- Custom Alphalete brand label on rear neckline

BLACK

WHITE

CAMEL

RUBY RED

MOSS GREEN

CHEEKY CORAL

BLUE LAGOON

WOMEN'S TRACE JOGGER



PERSIAN BLUE

COFFEE

BRONZE

PURPLE DOVE

STRING

CHARCOAL

PINK

- FEATURES**
- 4-way stretch capabilities
 - Durable and long lasting
 - Cool to the touch
 - Breathable, moisture-wicking fabric

- Smooth elastic waistband
- Custom soft-nylon inner drawstrings
- Tapered fit on legs
- Open front slip pockets

- Gusset detail
- Alphalete Core wordmark print on left thigh in white

WOMEN'S TRACE SKIRT



GREY

PERSIAN BLUE

PINK

JADE

- FEATURES**
- 4-way stretch capabilities
 - Durable and long-lasting
 - Cool to the touch
 - Breathable & moisture-wicking fabric
 - Form flattering high waisted fit
 - Integrated short layer

- 4.50" inseam inner short
- Lightweight, breathable and stretchy mesh fabric outer layer
- Alphalete Core wordmark on rear waistband

WOMEN'S TRACE JACKET



GREY

PURPLE DOVE

- FEATURES**
- 4-way stretch capabilities
 - Durable and long-lasting
 - Cool to the touch
 - Breathable & moisture-wicking fabric
 - Elastic hem and cuffs
 - Form-fitting material

- Front slip pockets
- Cropped fit
- Custom YKK zipper closure with zipper puller head cover
- Alphalete Core wordmark print on front left chest